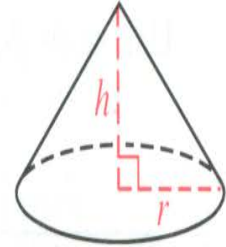
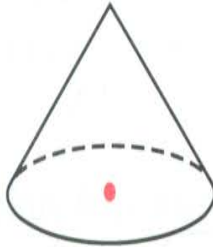

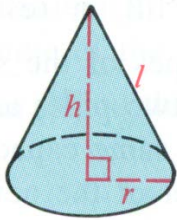


To draw a cone:

- 1) Draw an oval and a vertex point over the center of the oval
- 2) Join the vertex to the oval
- 3) Draw the altitude and a radius



Complete the table for the cones described. You may need to sketch the cones.



	1	2	3	4	5	6	7	8
radius, r	4	8	12			21	15	9
height, h	3	6		2				
slant height, l			13	6	15			
Lateral Area					180π	609π		
Surface Area								
Volume							600π	324π